


Hoe verbeteren?



Neem je **gele fluostift**.
Neem de verbetersleutel. (in stilte)



Hoe verbeteren?



Neem je **gele fluostift**.
Neem de verbetersleutel. (in stilte)



Duid met **gele fluo** alle fouten aan.
(Veel fouten? **Vraag extra uitleg!**)

A blue cartoon dolphin is shown from the chest up, holding a magnifying glass with an orange handle. The dolphin has a focused expression, looking through the lens.

Duid met **gele fluo** alle fouten aan.
(Veel fouten? **Vraag extra uitleg!**)

A blue cartoon dolphin is shown from the chest up, holding a magnifying glass with an orange handle. The dolphin has a focused expression, looking through the lens.


Leg de verbetersleutel weg.
Maak nu alle oefeningen die je fout
had opnieuw met **groen**.

A blue cartoon dolphin is shown from the chest up, floating in water. It is holding a green pen in its right hand.


Leg de verbetersleutel weg.
Maak nu alle oefeningen die je fout
had opnieuw met **groen**.

A blue cartoon dolphin is shown from the chest up, floating in water. It is holding a green pen in its right hand.

Verbeter opnieuw:
Herhaal alle stappen hierboven.
Nog fouten?
Laat je oefening aan de juf zien.

A blue cartoon dolphin is shown from the chest up, holding a gold trophy with both hands. There are yellow confetti particles around the dolphin's head.

Verbeter opnieuw:
Herhaal alle stappen hierboven.
Nog fouten?
Laat je oefening aan de juf zien.

A blue cartoon dolphin is shown from the chest up, holding a gold trophy with both hands. There are yellow confetti particles around the dolphin's head.